



O X F O R D

P I C T U R E

D I C T I O N A R Y

THIRD EDITION

Jayne Adelson-Goldstein  
Norma Shapiro





## 6. Health

6.1	The Body . . . . .	104-105
6.2	Inside and Outside the Body . . . . .	106-107
6.3	Personal Hygiene . . . . .	108-109
6.4	Symptoms and Injuries . . . . .	110
6.5	Medical Care. . . . .	111
6.6	Illnesses and Medical Conditions . . . . .	112-113
6.7	A Pharmacy . . . . .	114-115
6.8	Taking Care of Your Health . . . . .	116-117
6.9	Medical Emergencies . . . . .	118
6.10	First Aid . . . . .	119
6.11	Dental Care . . . . .	120
6.12	Health Insurance . . . . .	121
6.13	A Hospital . . . . .	122-123
6.14	A Health Fair. . . . .	124-125



## 7. Community

7.1	Downtown . . . . .	126-127
7.2	City Streets . . . . .	128-129
7.3	An Intersection . . . . .	130-131
7.4	A Mall . . . . .	132-133
7.5	The Bank . . . . .	134
7.6	The Library. . . . .	135
7.7	The Post Office . . . . .	136-137
7.8	Department of Motor Vehicles (DMV). . . . .	138-139
7.9	Government and Military Service . . . . .	140-141
7.10	Civic Engagement. . . . .	142-143
7.11	The Legal System . . . . .	144
7.12	Crime . . . . .	145
7.13	Public Safety. . . . .	146
7.14	Cyber Safety. . . . .	147
7.15	Emergencies and Natural Disasters . . . . .	148-149
7.16	Emergency Procedures. . . . .	150-151
7.17	Community Cleanup . . . . .	152-153

زبانزد، آموزشگاه آنلاین



برای دیدن سایت و دوره ها کلیک کنید

[www.zabanzad.org](http://www.zabanzad.org)



## The Body

1. head
2. hair
3. neck
4. chest
5. back
6. nose
7. mouth
8. foot



**Listen and point. Take turns.**

A: Point to the chest.

B: Point to the neck.


A: Point to the mouth.

**Dictate to your partner. Take turns.**

A: Write hair.

B: Did you say hair?

A: That's right, h-a-i-r.



9. leg

10. toe

11. eye

12. ear

13. shoulder

14. arm

15. hand

16. finger



### Grammar Point: imperatives

Please **touch** your right foot.

**Put** your hands on your knees.

**Don't put** your hands on your shoulders.

### Pair practice. Take turns giving commands.

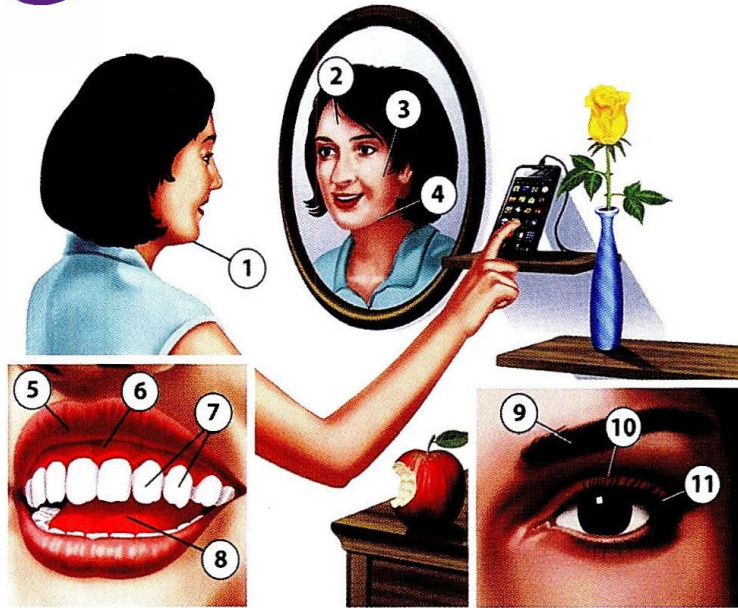
A: **Raise** your arms.

B: **Touch** your feet.

A: **Put** your hand on your shoulder.



# Inside and Outside the Body

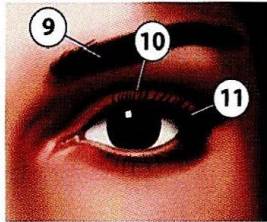


**The Face**

1. chin
2. forehead
3. cheek
4. jaw

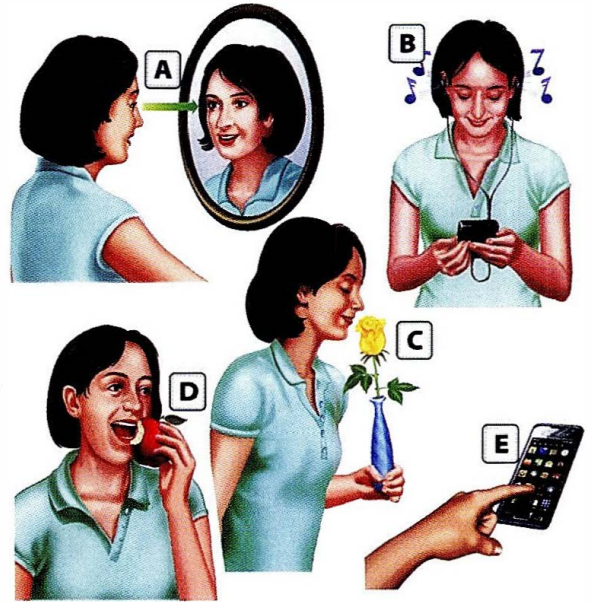
**The Mouth**

5. lip
6. gums
7. teeth
8. tongue



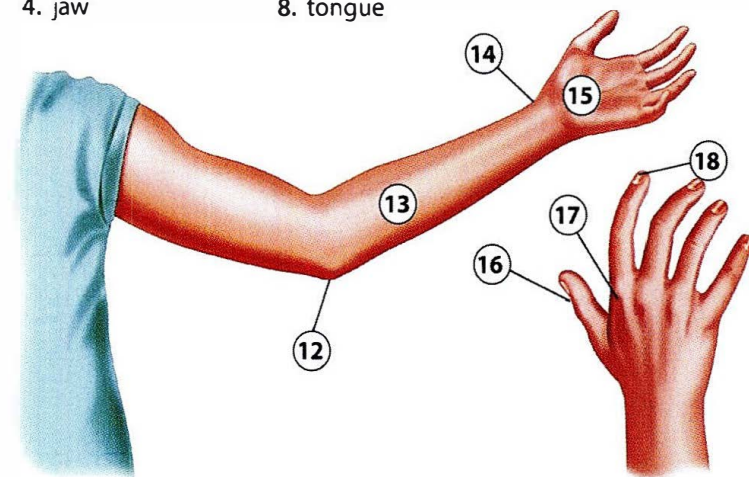
**The Eye**

9. eyebrow
10. eyelid
11. eyelashes



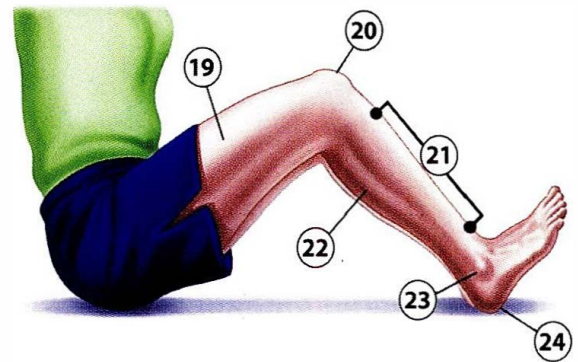
**The Senses**

- |          |          |
|----------|----------|
| A. see   | D. taste |
| B. hear  | E. touch |
| C. smell |          |



**The Arm, Hand, and Fingers**

- |             |           |                |
|-------------|-----------|----------------|
| 12. elbow   | 15. palm  | 17. knuckle    |
| 13. forearm | 16. thumb | 18. fingernail |
| 14. wrist   |           |                |



**The Leg and Foot**

- |           |           |
|-----------|-----------|
| 19. thigh | 22. calf  |
| 20. knee  | 23. ankle |
| 21. shin  | 24. heel  |

## More vocabulary

**torso:** the part of the body from the shoulders to the pelvis

**limbs:** arms and legs

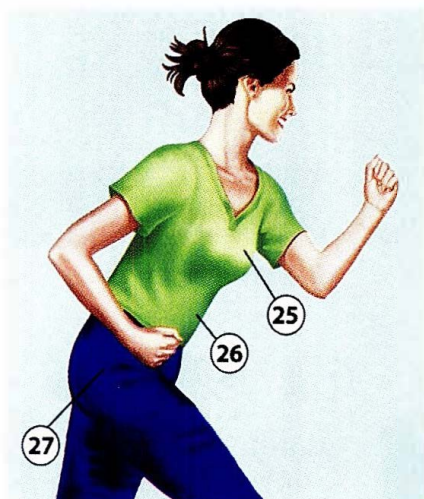
**toenail:** the nail on your toe

## Pair practice. Make new conversations.

A: Is your wrist OK?

B: Yes, but now my elbow hurts.


A: I'm sorry to hear that.



25. breast

26. abdomen

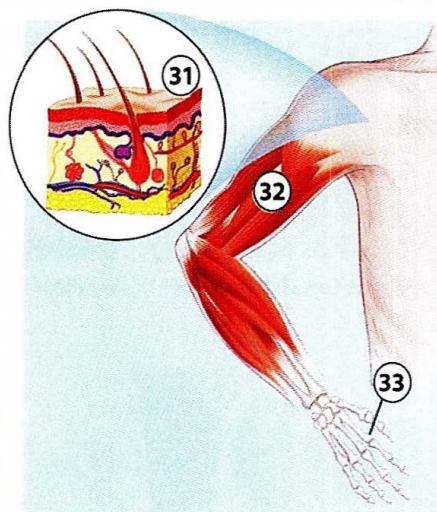
27. hip



28. shoulder blade

29. lower back

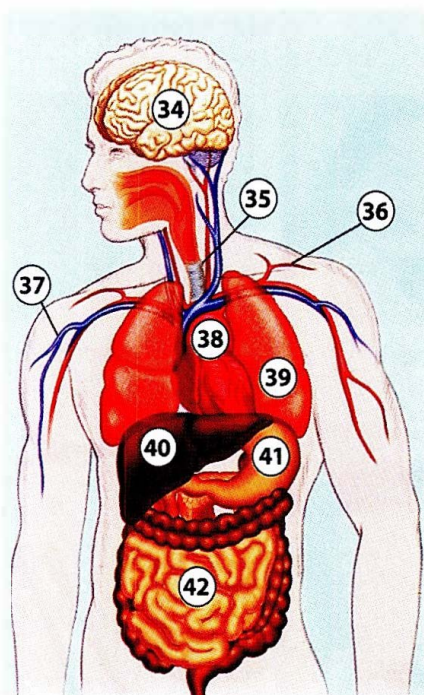
30. buttocks



31. skin

32. muscle

33. bone



34. brain

35. throat

36. artery

37. vein

38. heart

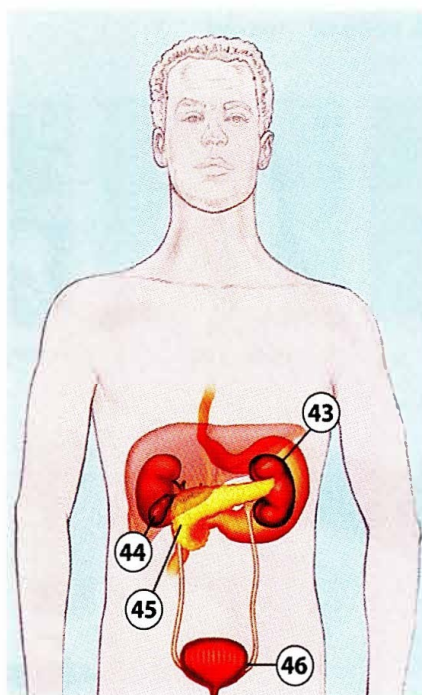
39. lung

40. liver

41. stomach

42. intestines

43. kidney



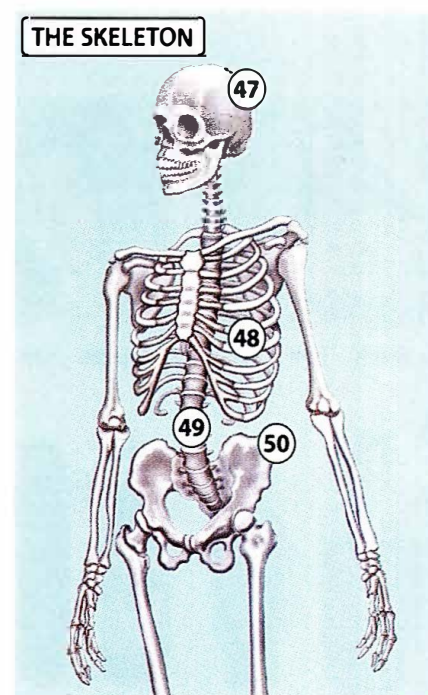
44. gallbladder

45. pancreas

46. bladder

47. skull

48. rib cage




49. spinal column

50. pelvis



## Personal Hygiene




A. take a shower / shower



B. take a bath / bathe



C. use deodorant




D. put on sunscreen



1. shower cap



2. shower gel



3. soap



4. bath powder




5. deodorant / antiperspirant



6. perfume / cologne



7. sunscreen




8. sunblock



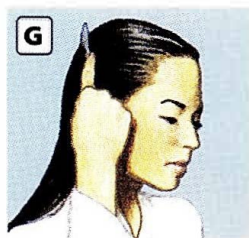
9. body lotion / moisturizer




E. wash...hair



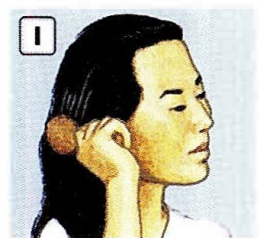
F. rinse...hair



G. comb...hair



H. dry...hair



I. brush...hair



10. shampoo



11. conditioner



12. hairspray



13. comb



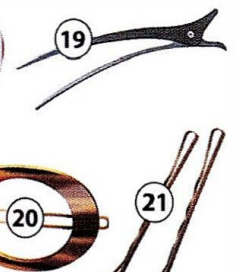
14. brush



15. pick



16. hair gel



17. curling iron



18. blow dryer



19. hair clip



20. barrette



21. bobby pins

### More vocabulary

**hypoallergenic:** a product that is better for people with allergies

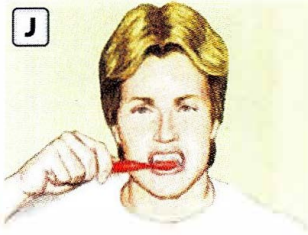
**unscented:** a product without perfume or scent

### Think about it. Discuss.

1. Which personal hygiene products are most important to use before a job interview? Why?
2. What is the right age to start wearing makeup? Why?



**J**



**J. brush...teeth**

**K**




**K. floss...teeth**

**L**



**L. gargle**

**M**



**M. shave**



22. toothbrush

23. toothpaste

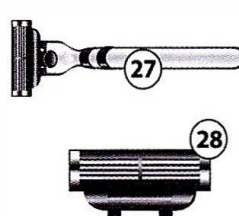
24. dental floss



25. mouthwash

26. electric shaver

27. razor



28. razor blade

29. shaving cream

30. aftershave



**N**



**N. cut...nails**

**O**



**O. polish...nails**

**P**



**P. put on / apply**

**Q**



**Q. take off / remove**



31. nail clippers

32. emery board

33. nail polish



## Makeup

34. eyebrow pencil

35. eye shadow

36. eyeliner



37. blush

38. lipstick

39. mascara



40. foundation

41. face powder


42. makeup remover



## Symptoms and Injuries




1. headache




2. toothache



3. earache




A. feel dizzy




4. stomachache


5. backache



6. sore throat



B. feel nauseous



7. fever / temperature

8. chills


9. cough



C. throw up / vomit




10. insect bite



11. bruise



12. cut



13. sunburn



14. sprained ankle



15. bloody nose



16. swollen finger



17. blister

18

### WORKPLACE ACCIDENT NOTES

Name: Thiu An

Job Title: Packer

Date of accident: Monday, 9/18/17

Location of accident:  
warehouse, aisle 3

Description of accident:  
3 boxes fell on me

Was safety equipment used?

☒ yes ☐ no

Were you injured? yes, sprained wrist  
and some bruises

PLEASE FILL OUT A COMPLETE ACCIDENT  
FORM AS SOON AS POSSIBLE.

18. accident report

### Look at the pictures.

Describe the symptoms and injuries.

A: He has a backache.


B: She has a toothache.

### Think about it. Discuss.

1. What do you recommend for a stomachache?
2. What is the best way to stop a bloody nose?
3. Who should stay home from work with a cold? Why?



## In the Waiting Room



4 Health Form	
Name:	Andre Zolmar
Date of birth:	July 8, 1983
Current symptoms:	stomachache
Health History:	
Childhood Diseases:	
<input checked="" type="checkbox"/>	chicken pox
<input checked="" type="checkbox"/>	diphtheria
<input checked="" type="checkbox"/>	rubella
<input checked="" type="checkbox"/>	measles
<input type="checkbox"/>	mumps
<input type="checkbox"/>	other
Description of symptoms:	


1. appointment

2. receptionist

3. health insurance card

4. health history form

## In the Examining Room



5. doctor

7. examination table

9. blood pressure gauge

11. thermometer

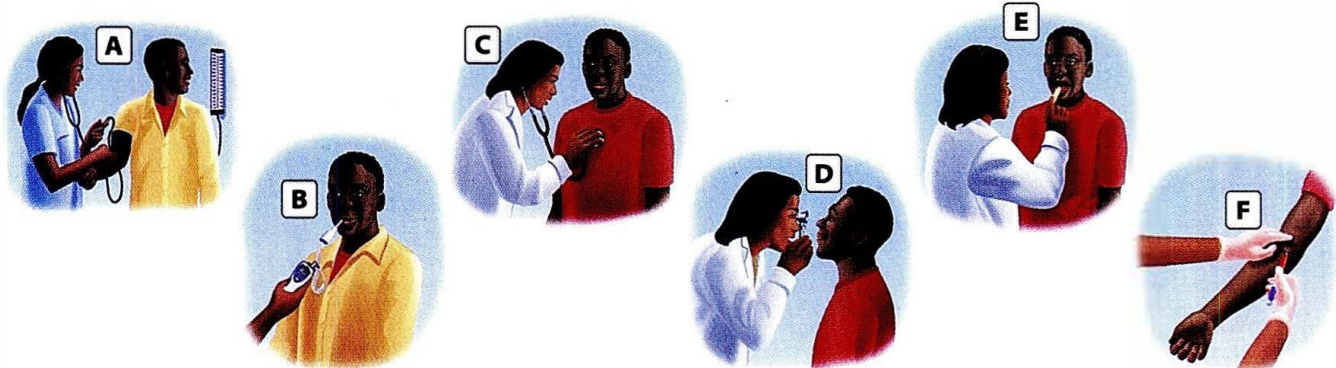
6. patient

8. nurse

10. stethoscope

12. syringe

## Medical Procedures



A. **check**...blood pressure

C. **listen** to...heart

E. **examine**...throat

B. **take**...temperature

D. **examine**...eyes

F. **draw**...blood

### Grammar Point: future tense with *will* + verb

To describe a future action, use *will* + verb.

The contraction of *will* is *'ll*.

*She will draw your blood.* = *She'll draw your blood.*

### Role play. Talk to a medical receptionist.

A: Will the nurse examine my eyes?

B: No, but she'll draw your blood.

A: What will the doctor do?



# Illnesses and Medical Conditions

## Patient

First name

Last name

Reason for visit

## Common Illnesses



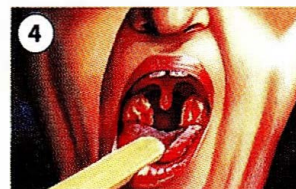
1. cold



2. flu



3. ear infection



4. strep throat

## Medical History

### Childhood and Infectious Diseases

#### Vaccination date

5. measles

6. chicken pox

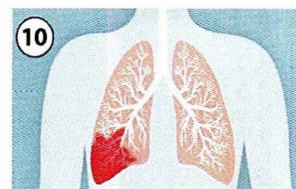
7. mumps

8. shingles

9. hepatitis

10. pneumonia

11. allergies



animals



shellfish



peanuts



drugs

I am allergic to:

### Survey your class. Record the responses.

1. Are you allergic to cats?

2. Are you allergic to shellfish?

Report: Five of us are allergic to \_\_\_\_.

### Identify Omar's problem. Brainstorm solutions.

Omar filled out only half of the medical history form at the clinic. Many words on the form were new to him, and two questions were very personal. The nurse was upset.



## Allergic Reactions



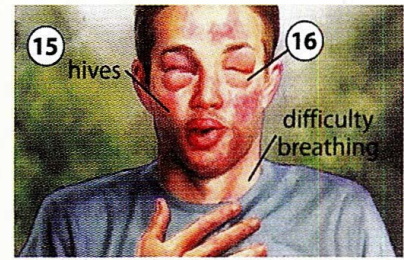
12. sneezing



13. nasal congestion



14. rash

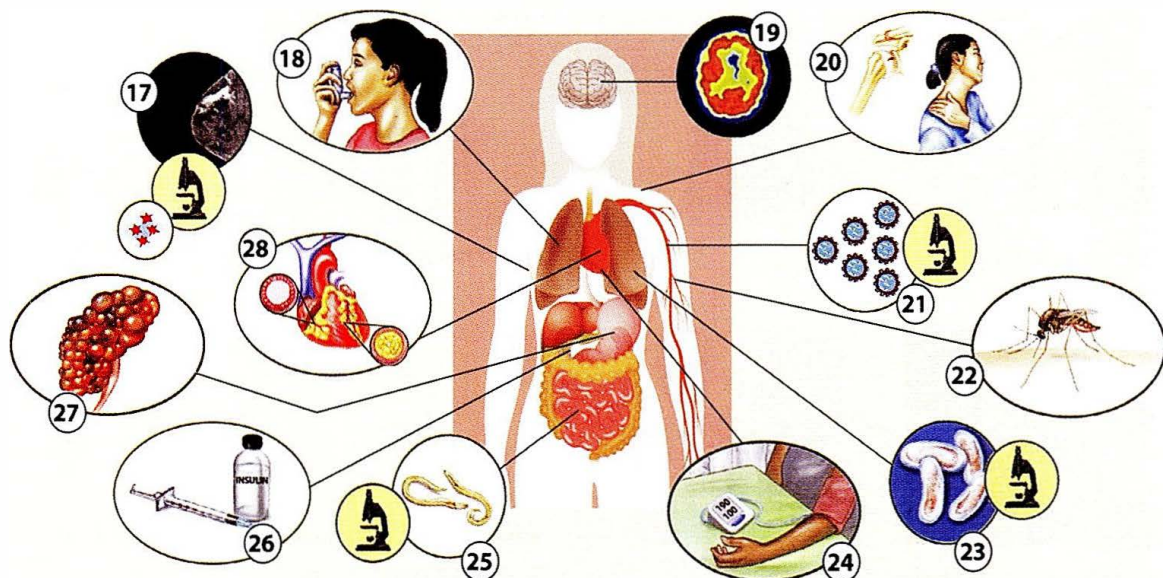


15. anaphylaxis 16. swelling

## Medical Conditions

	Patient		Family History
	Yes	No	
17. cancer	<input type="checkbox"/>	<input type="checkbox"/>	_____
18. asthma	<input type="checkbox"/>	<input type="checkbox"/>	_____
19. dementia	<input type="checkbox"/>	<input type="checkbox"/>	_____
20. arthritis	<input type="checkbox"/>	<input type="checkbox"/>	_____
21. HIV / AIDS	<input type="checkbox"/>	<input type="checkbox"/>	_____
22. malaria	<input type="checkbox"/>	<input type="checkbox"/>	_____

	Patient		Family History
	Yes	No	
23. TB / tuberculosis	<input type="checkbox"/>	<input type="checkbox"/>	_____
24. high blood pressure / hypertension	<input type="checkbox"/>	<input type="checkbox"/>	_____
25. intestinal parasites	<input type="checkbox"/>	<input type="checkbox"/>	_____
26. diabetes	<input type="checkbox"/>	<input type="checkbox"/>	_____
27. kidney disease	<input type="checkbox"/>	<input type="checkbox"/>	_____
28. heart disease	<input type="checkbox"/>	<input type="checkbox"/>	_____



## More vocabulary

**AIDS (acquired immune deficiency syndrome):** a medical condition that results from contracting the HIV virus  
**Alzheimer's disease:** a disease that causes dementia

**coronary disease:** heart disease

**infectious disease:** a disease that is spread through air or water

**influenza:** flu



# A Pharmacy

**DROP-OFF**

1. pharmacist

2. prescription

**Family Physician Medical Group Inc.**  
1515 Elm Court Suite 100, Rosemead CA 91770  
TEL: (800) 555-3999

CAL LIC. #54POISU170 183098WUFCSDJE

PATIENT NAME: Bruce Kent  
DOB: 02/28/78  
DATE: 03/07/18

**Rx**

Diclofenac 50 MG Refill: 0  
Laura Lane, MD

**PICK-UP**

3. prescription medication

4. prescription label

**Smallgreen Pharmacy**  
1818 Oak Ave  
Rosemead, CA 91770 Dr. L. Luther PHONE 555-5522

5. NO 00859023-57988 DATE 03/07/18

Alki Elmi  
345 First Street Rosemead, CA 91770

6. TAKE ONE TABLET BY MOUTH 2 TIMES A DAY AS NEEDED FOR PAIN.  
NAPROXEN 500 MG

REFILLS: 2

7. Discard after 03/07/20

8. May cause drowsiness.

- |                 |                            |                        |                    |
|-----------------|----------------------------|------------------------|--------------------|
| 1. pharmacist   | 3. prescription medication | 5. prescription number | 7. expiration date |
| 2. prescription | 4. prescription label      | 6. dosage              | 8. warning label   |

## Medical Warnings

A



A. Take with food or milk.

B



B. Take one hour before eating.

C




C. Finish all medication.

D




D. Do not take with dairy products.

E



E. Do not drive or operate heavy machinery.

F



F. Do not drink alcohol.

### More vocabulary

**prescribe medication:** to write a prescription

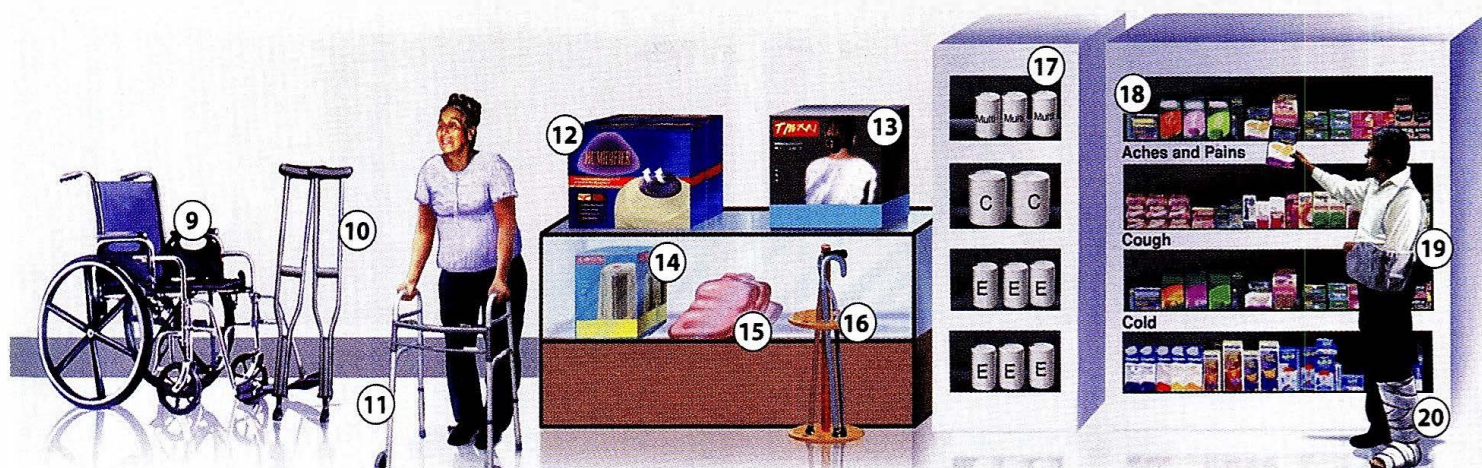
**fill prescriptions:** to prepare medications for patients

**pick up a prescription:** to get prescription medication

### Role play. Talk to the pharmacist.

A: Hi. I need to pick up a prescription for Jones.

B: Here's your medication, Mr. Jones. Take these once a day with milk or food.



9. wheelchair

13. heating pad

17. vitamins

10. crutches

14. air purifier

18. over-the-counter medication

11. walker

15. hot water bottle

19. sling

12. humidifier

16. cane

20. cast

## Types of Medication

21



21. pill

22



22. tablet

23



23. capsule

24



24. ointment

25



25. cream

## Over-the-Counter Medication

26



26. pain reliever

27



27. cold tablets



28. antacid

29



29. cough syrup

30



30. throat lozenges

31



31. eye drops

32



32. nasal spray



33



33. inhaler

## Ways to talk about medication

Use **take** for pills, tablets, capsules, and cough syrup.

Use **apply** for ointments and creams.

Use **use** for drops, nasal sprays, and inhalers.


## Identify Dara's problem. Brainstorm solutions.

Dara's father is 85 and lives alone. She lives nearby. Her dad has many prescriptions. He often forgets to take his medication or takes the wrong pills.




# Taking Care of Your Health


## Ways to Get Well




A. Seek medical attention.



B. Get bed rest.



C. Drink fluids.



D. Take medicine.

## Ways to Stay Well



E. Stay fit.



F. Eat a healthy diet.



G. Don't smoke.



H. Have regular checkups.



I. Get immunized.



J. Follow medical advice.

### More vocabulary

**injection:** medicine in a syringe that is put into the body

**immunization / vaccination:** an injection that stops serious diseases

### Survey your class. Record the responses.

1. How do you stay fit?
2. Which two foods are a part of your healthy diet?

**Report:** I surveyed ten people who said they \_\_\_\_.




## Types of Health Problems

1



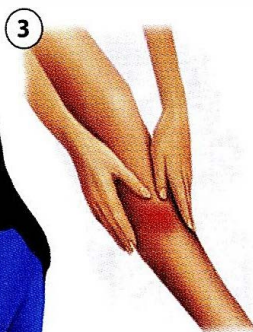
1. vision problems

2




2. hearing loss

3




3. pain

4



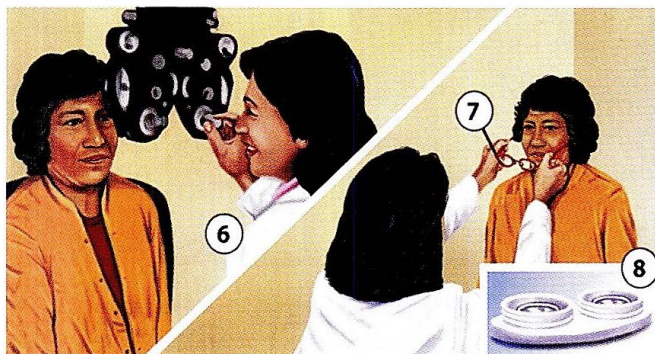
4. stress

5



5. depression

## Help with Health Problems



6. optometrist

7

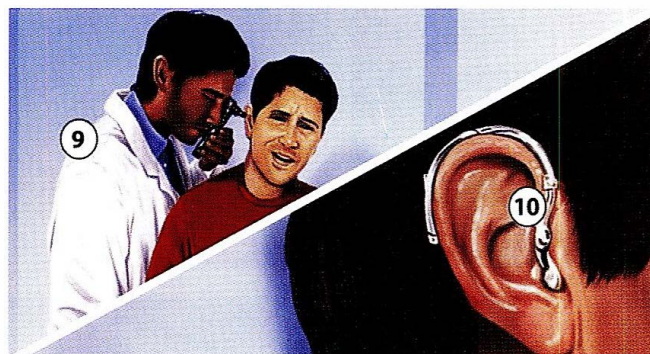


7. glasses

8



8. contact lenses

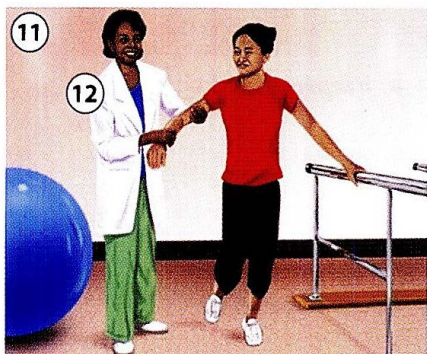


9. audiologist

10

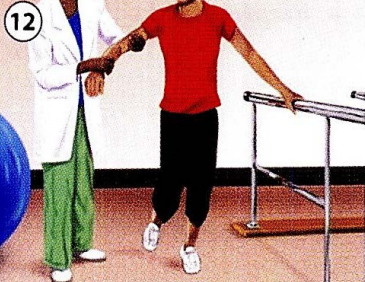


10. hearing aid




11. physical therapy

12




12. physical therapist




13. talk therapy

14



14. therapist



15. support group

15

## Ways to ask about health problems

Are you in pain?

Are you having vision problems?

Are you experiencing depression?

## Pair practice. Make new conversations.








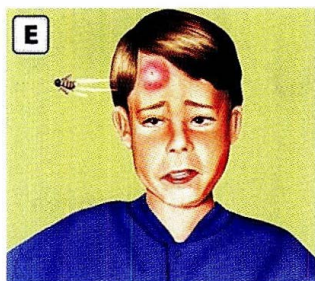

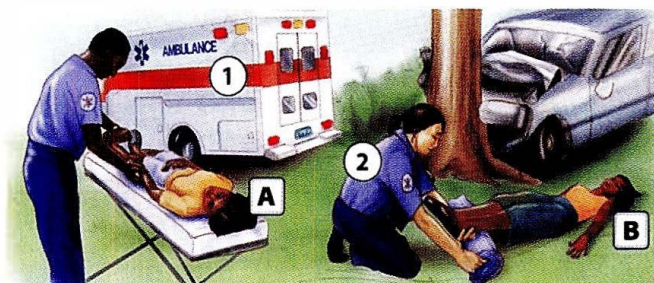
A: Do you know a good optometrist?

B: Why? Are you having vision problems?

A: Yes, I might need glasses.



## Medical Emergencies



1. ambulance

E. **have** an allergic reaction

K. **overdose** on drugs

2. paramedic

F. **get** an electric shock

L. **choke**

A. **be** unconscious

G. **get** frostbite

M. **bleed**

B. **be** in shock

H. **burn** (your)self

N. **can't breathe**

C. **be** injured / **be** hurt

I. **drown**

O. **fall**

D. **have** a heart attack

J. **swallow** poison

P. **break** a bone

### Grammar Point: past tense

For past tense, add *-d* or *-ed*.  
burned, drowned, swallowed,  
overdosed, choked

### These verbs are different (irregular):

be – was, were

have – had

get – got

bleed – bled

can't – couldn't

fall – fell

break – broke



## First Aid



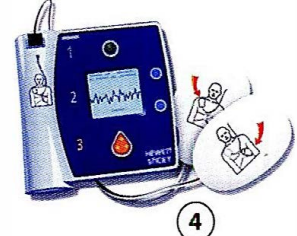
1. first aid kit



2. first aid manual




3. medical emergency bracelet

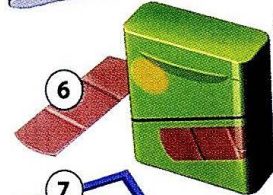


4. AED / automated external defibrillator

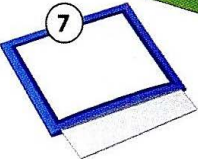
## Inside the Kit



5. tweezers




6. adhesive bandage



7. sterile pad



8. sterile tape



9. gauze



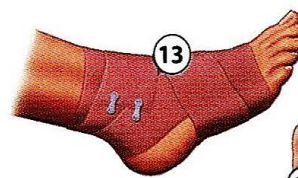
10. hydrogen peroxide



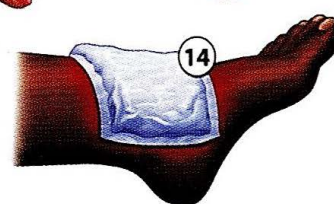
11. antihistamine cream



12. antibacterial ointment



13. elastic bandage



14. ice pack




15. splint

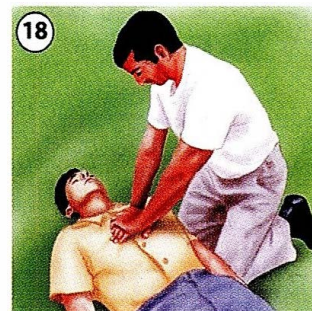
## First Aid Procedures



16. stitches



17. rescue breathing



18. CPR (cardiopulmonary resuscitation)



19. Heimlich maneuver

### Pair practice. Make new conversations.

A: What do we need in the first aid kit?

B: We need tweezers and gauze.

A: I think we need sterile tape, too.

### Internet Research: first aid class

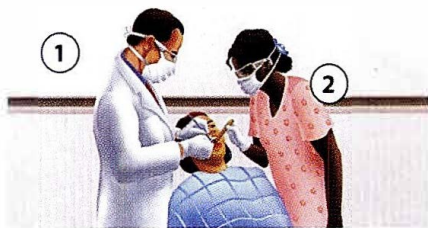
Type "first aid," "class," and your ZIP code in the search bar. Look for a class near you.

Report: I found a first aid class at \_\_\_\_.



# Dental Care

## Dentistry



1. dentist

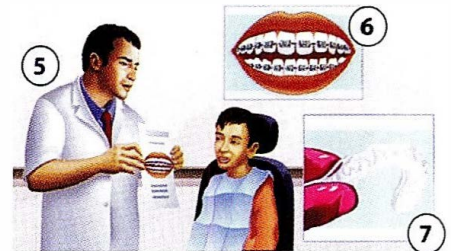
2. dental assistant



3. dental hygienist

4. dental instruments

## Orthodontics

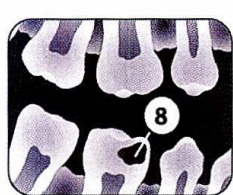


5. orthodontist

6. braces

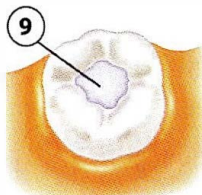
7. clear aligner

## Dental Problems



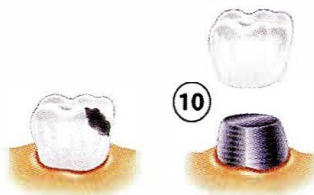
8. cavity / decay

9. filling



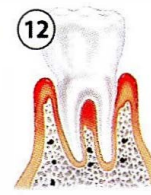
10. crown

11. dentures

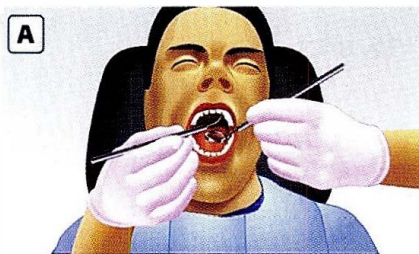


12. gum disease

13. plaque



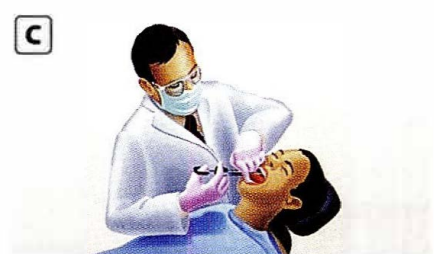
## An Office Visit



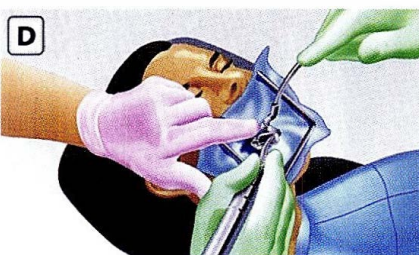
A. clean the teeth



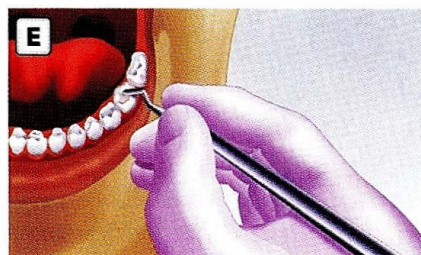
B. take X-rays



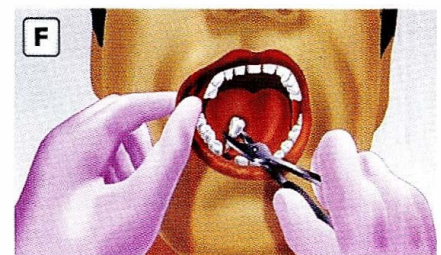
C. numb the mouth



D. drill a tooth



E. fill a cavity



F. pull a tooth

### Role play. Talk to a dentist.


A: I think I have a cavity.

B: Let me see. Yes. I will need to drill that tooth.



A: Oh! How much will that cost?

### Identify Leo's problem. Brainstorm solutions.

Leo has a bad toothache. His wife says, "Call the dentist." Leo doesn't want to call. He takes pain medication. The toothache doesn't stop.



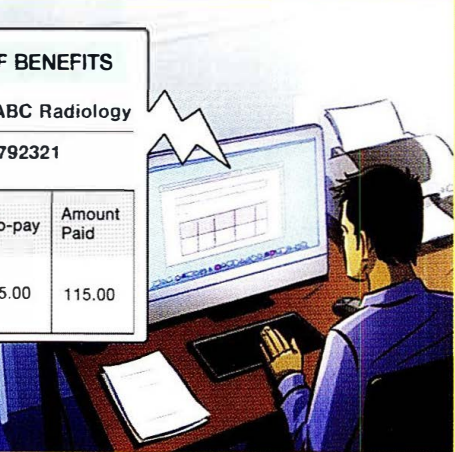
	BRONZE	SILVER	GOLD
Monthly Premium	\$	\$\$	\$\$\$
Deductible	\$5,000	\$3,000	\$1,500
Co-pay	\$35	\$30	none
Out-of-pocket Maximum	\$10,000	\$6,000	\$3,000



BEWELL HEALTH EXPLANATION OF BENEFITS					
Claim submitted: 5/9/18			Provider: ABC Radiology		
Claim processed: 6/1/18			Patient #5792321		
Service Date	Type of Service	Total Billed	Allowable Amount	Co-pay	Amount Paid
5/9/18	X-ray	150.00	150.00	35.00	115.00

11

www.irLanguage.com



1. carrier

2. insurance plans

3. benefits

4. insurance policy

5. insured / policyholder

6. dependents

7. premium

8. co-pay

9. in-network doctor

10. out-of-network doctor

11. explanation of benefits /  
EOB

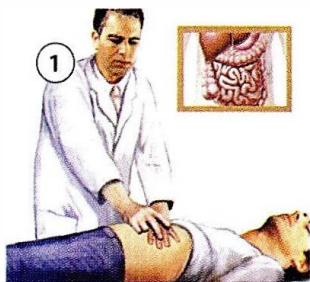
A. compare plans

B. pay a claim

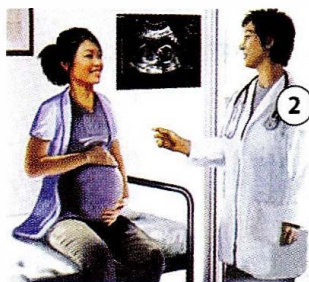


# A Hospital

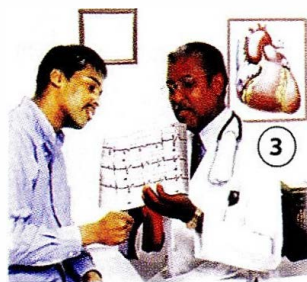
## Medical Specialists



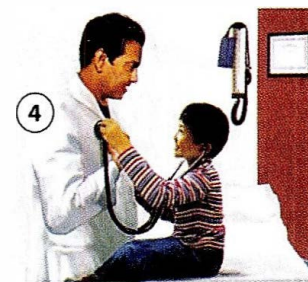
1. internist



2. obstetrician



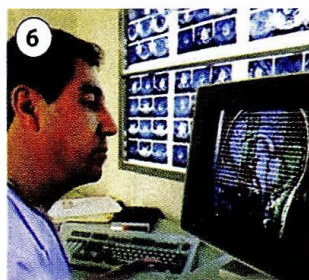
3. cardiologist



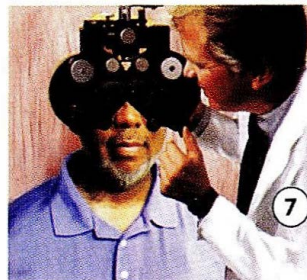
4. pediatrician



5. oncologist



6. radiologist



7. ophthalmologist



8. psychiatrist

## Nursing Staff



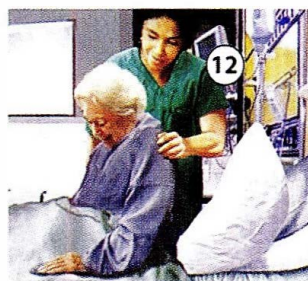
9. surgical nurse



10. registered nurse (RN)




11. licensed practical nurse (LPN)

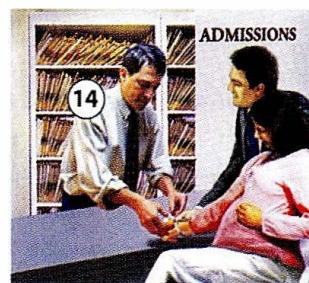


12. certified nursing assistant (CNA)

## Hospital Staff



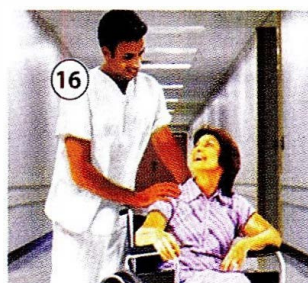
13. administrator



14. admissions clerk



15. dietician



16. orderly

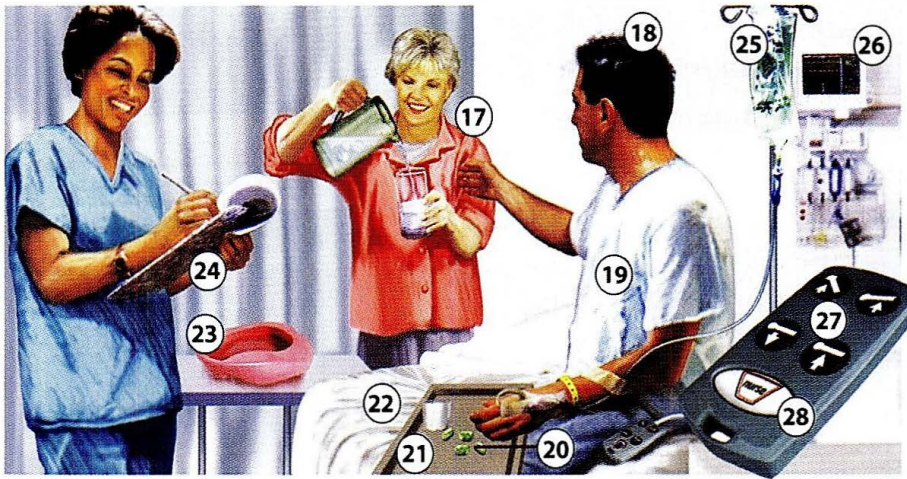
### More vocabulary

Gynecologists examine and treat women.  
Nurse practitioners can give medical exams.  
Nurse midwives deliver babies.

Chiropractors move the spine to improve health.  
Orthopedists treat bone and joint problems.  
Dermatologists treat skin conditions.  
Urologists treat bladder and kidney problems.



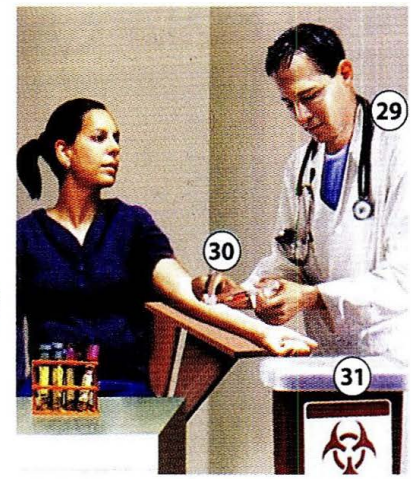
## A Hospital Room



- 17. volunteer
- 18. patient
- 19. hospital gown
- 20. medication
- 21. bed table
- 22. hospital bed
- 23. bedpan
- 24. medical chart

- 25. IV (intravenous drip)
- 26. vital signs monitor
- 27. bed control
- 28. call button

## Lab



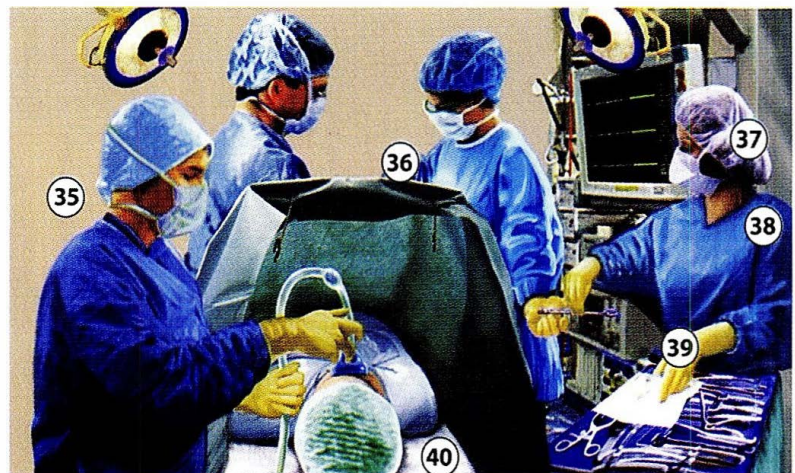
- 29. phlebotomist
- 30. blood work / blood test
- 31. medical waste disposal

## Emergency Room Entrance



- 32. emergency medical technician (EMT)
- 33. stretcher / gurney
- 34. ambulance

## Operating Room



- 35. anesthesiologist
- 36. surgeon
- 37. surgical cap
- 38. surgical gown
- 39. surgical gloves
- 40. operating table

**Dictate to your partner. Take turns.**

A: Write this sentence: She's a volunteer.

B: She's a what?

A: Volunteer. That's v-o-l-u-n-t-e-e-r.

**Role play. Ask about a doctor.**


A: I need to find a good surgeon.

B: Dr. Jones is a great surgeon. You should call him.

A: I will! Please give me his number.



## A Health Fair



1. low-cost exam

3. booth

5. aerobic exercise

7. sugar-free

A. check...pulse


2. acupuncture

4. yoga

6. demonstration

8. nutrition label

B. give a lecture



## What do you see in the picture?

1. Where is this health fair?
2. What kinds of exams and treatments can you get at this fair?
3. What kinds of lectures and demonstrations can you attend here?
4. How much money should you bring? Why?



## Read the article.

### A Health Fair

Once a month the Fadool Health Clinic has a health fair. You can get a low-cost medical exam at one booth. The nurses check your blood pressure and check your pulse. At another booth, you can get a free eye exam. And an acupuncture treatment is only \$5.00.

You can learn a lot at the fair. This month a doctor is giving a lecture on nutrition labels. There is also a demonstration on sugar-free cooking. You can learn to do aerobic exercise and yoga, too.

Do you want to get healthy and stay healthy? Then come to the Fadool Health Clinic Fair! We want to see you there!

## Reread the article.

1. Who wrote this article? How do you know?
2. What information in the picture is *not* in the article?


## What do you think?

3. Which booths at this fair look interesting to you? Why?
4. Do you read nutrition labels? Why or why not?



## Downtown

1. parking garage
2. office building
3. hotel
4. Department of Motor Vehicles
5. bank
6. police station
7. bus station
8. city hall



**Listen and point. Take turns.**

A: Point to the bank.

B: Point to the hotel.


A: Point to the restaurant.

**Dictate to your partner. Take turns.**

A: Write bank.

B: Is that spelled b-a-n-k?

A: Yes, that's right.



- 9. hospital
- 10. gas station
- 11. post office
- 12. fire station
- 13. courthouse
- 14. restaurant
- 15. library

**Grammar Point: *in* and *at* with locations**

Use *in* when you are inside the building. *I am in (inside) the bank.* Use *at* to describe your general location. *I am at the bank.*

**Pair practice. Make new conversations.**

A: I'm *in* the bank. Where are you?

B: I'm *at* the bank, too, but I'm outside.

A: OK. I'll meet you there.



## City Streets



- |                      |                    |                 |
|----------------------|--------------------|-----------------|
| 1. stadium           | 5. mosque          | 9. school       |
| 2. construction site | 6. movie theater   | 10. gym         |
| 3. factory           | 7. shopping mall   | 11. coffee shop |
| 4. car dealership    | 8. furniture store | 12. motel       |

### Ways to state your destination using to and to the

Use **to** for schools, churches, and synagogues.

*I'm going to school.*

Use **to the** for all other locations. *I have to go to the bakery.*

### Pair practice. Make new conversations.

**A:** *Where are you going today?*

**B:** *I'm going to school. How about you?*

**A:** *I have to go to the bakery.*



- |                            |                            |                         |
|----------------------------|----------------------------|-------------------------|
| 13. skyscraper / high-rise | 17. community college      | 21. office supply store |
| 14. church                 | 18. supermarket            | 22. garbage truck       |
| 15. cemetery               | 19. bakery                 | 23. theater             |
| 16. synagogue              | 20. home improvement store | 24. convention center   |

## Ways to give locations

The mall is on Second Street.

The mall is on the corner of Second and Elm.

The mall is next to the movie theater.

## Survey your class. Record the responses.


1. Do you have a favorite coffee shop? Which one?

2. Which supermarkets do you go to?

Report: Nine out of ten students go to \_\_\_\_.



## An Intersection



1. laundromat

2. dry cleaners

3. convenience store

4. pharmacy

5. parking space

6. handicapped parking

7. corner

8. traffic light

9. bus

10. fast food restaurant

11. drive-thru window

12. newsstand

13. mailbox

14. pedestrian

15. crosswalk

A. **cross** the street

B. **wait for** the light

C. **jaywalk**

### More vocabulary

**do errands:** to make a short trip from your home to buy or pick up things

**neighborhood:** the area close to your home

### Pair practice. Make new conversations.

A: I have a lot of errands to do today.

B: Me too. First, I'm going to the laundromat.

A: I'll see you there after I stop at the copy center.



16. bus stop

22. bike

28. cart

17. donut shop

23. pay phone

29. street vendor

18. copy center

24. sidewalk

30. childcare center

19. barbershop

25. parking meter

D. ride a bike

20. used book store

26. street sign

E. park the car

21. curb

27. fire hydrant

F. walk a dog

## Internet Research: finding business listings

Type "pharmacy" and your city in the search bar. Count the pharmacy listings you see.

Report: I found 25 pharmacies in Chicago.

## Think about it. Discuss.

1. How many different jobs are there at this intersection?
2. Which of these businesses would you like to own? Why?



## A Mall



1. music store

2. jewelry store

3. nail salon

4. bookstore

5. toy store

6. pet store

7. card store

8. florist

9. optician

10. shoe store

11. play area

12. guest services

### More vocabulary

beauty shop: hair salon

gift shop: a store that sells T-shirts, mugs, and other small gifts

men's store: men's clothing store

### Pair practice. Make new conversations.

A: Where is the florist?

B: It's on the first floor, next to the optician.



13. department store

17. candy store

21. elevator

14. travel agency

18. hair salon

22. kiosk

15. food court

19. maternity store

23. escalator

16. ice cream shop

20. electronics store

24. directory

### Ways to talk about plans

Let's go to the card store.

I have to go to the card store.

I want to go to the card store.


### Role play. Talk to a friend at the mall.

A: Let's go to the card store. I need to buy a card for Maggie's birthday.

B: OK, but can we go to the shoe store next?



## The Bank



1. teller  
2. customer  
3. deposit  
4. deposit slip




5. security guard  
6. vault  
7. safety deposit box  
8. valuables

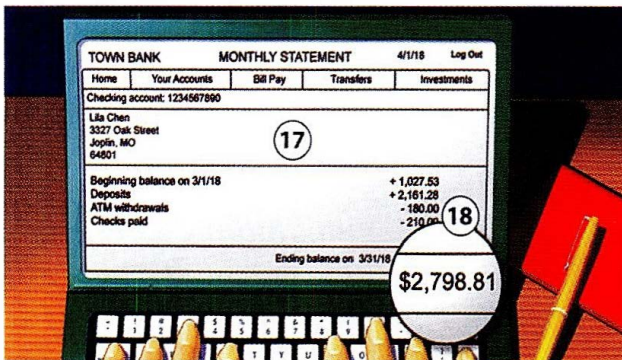
### Bank Accounts




9. account manager  
10. joint account  
11. opening deposit  
12. ATM card



13. checkbook  
14. check  
15. checking account number  
16. savings account number



17. bank statement  
18. balance




A. Cash a check.



B. Make a deposit.

### The ATM (Automated Teller Machine)



C. Insert your ATM card.



D. Enter your PIN.\*




E. Withdraw cash.




F. Remove your card.

\*PIN = personal identification number




A. get a library card



B. look for a book



C. check out a book



D. return a book



E. pay a late fine



1. library clerk

4. periodicals

7. headline

10. self-checkout

2. circulation desk

5. magazine

8. atlas


11. online catalog

3. library patron


6. newspaper

9. reference librarian

12. picture book




13. biography



15. author



17. audiobook



18. e-book



19. DVD

14. title

16. novel



# The Post Office



1. Priority Mail®


3. Media Mail®

5. airmail


2. Express Mail®

4. Certified Mail™


6. ground post / parcel post



13. letter



15. greeting card



17. package



19. postal forms

14. envelope

16. postcard

18. book of stamps

20. letter carrier

21. return address

22. mailing address



23. stamp

24. postmark

## Ways to talk about sending mail

This letter has to get there tomorrow. (Express Mail®)

This letter has to arrive in two days. (Priority Mail®)

This letter can go in regular mail. (First Class)

## Pair practice. Make new conversations.

A: Hi. This letter has to get there tomorrow.

B: You can send it by Express Mail®.

A: OK. I need a book of stamps, too.



7. postal clerk

9. post office box (PO box)


11. post office lobby drop

8. scale


10. automated postal center (APC)

12. mailbox

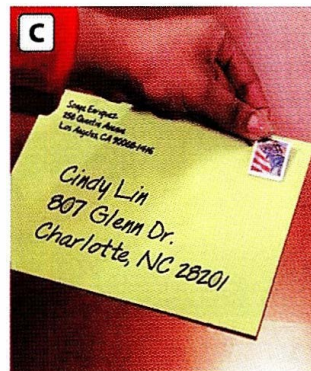
## Sending a Card



A. Write a note in a card.




B. Address the envelope.



C. Put on a stamp.



D. Mail the card.




E. Deliver the card.



F. Receive the card.



G. Read the card.



H. Write back.

## More vocabulary

junk mail: mail you don't want

overnight / next-day mail: Express Mail®

postage: the cost to send mail

## Survey your class. Record the responses.

1. Do you send greeting cards by mail or online?

2. Do you pay bills by mail or online?

Report: 25% of us send cards by mail.




## Department of Motor Vehicles (DMV)



1. DMV handbook
2. testing area
3. DMV clerk
4. photo
5. fingerprint
6. vision exam
7. window



8. proof of insurance



10. expiration date

9. driver's license

11. driver's license number



12. license plate

13. registration sticker / tag

### More vocabulary

**expire:** A license is no good, or **expires**, after the expiration date.

**renew a license:** to apply to keep a license before it expires

**vanity plate:** a more expensive, personal license plate


### Internet Research: DMV locations

Type "DMV" and your ZIP code in the search bar. How many DMVs are there?


Report: I found \_\_\_\_ DMV office(s) near me.



## Getting Your First License




A. Study the handbook.




B. Take a driver education course.\*




C. Show your identification.




D. Pay the application fee.




E. Take a written test.




F. Get a learner's permit.



G. Take a driver's training course.\*



H. Pass a driving test.



I. Get your license.

\*Note: This is not required for drivers 18 and older.

### Ways to request more information

What do I do next?  
What's the next step?  
Where do I go from here?

### Role play. Talk to a DMV clerk.

A: I want to apply for a driver's license.  
B: Did you study the handbook?  
A: Yes, I did. What do I do next?




# Government and Military Service

## Federal Government


### Legislative Branch

1. U.S. Capitol
2. Congress
3. House of Representatives
4. congressperson
5. Senate
6. senator




### Executive Branch

7. White House
8. president
9. vice president
10. Cabinet



### Judicial Branch


11. Supreme Court
12. justices
13. chief justice



## State Government



14. governor
15. lieutenant governor
16. state capital



17. Legislature
18. assemblyperson
19. state senator

## City Government



20. mayor
21. city council
22. councilperson



## The U.S. Military



23. Pentagon


24. Secretary of Defense

25. general


26. admiral

27. officer

## Military Service




A. **be** a recruit



B. **be** on active duty



C. **be** on reserve



D. **be** a veteran

## Branches of the Military




28. Army

29. soldier




30. Navy

31. seaman / sailor




32. Air Force

33. airman



34. Marines

35. marine



36. Coast Guard

37. coast guardsman



38. National Guard\*


39. national guardsman

\*Each state has an Army National Guard. The national guardsmen are reservists.




# Civic Engagement


## Responsibilities




A. vote




B. pay taxes



C. obey the law



D. register with Selective Service\*



E. serve on a jury

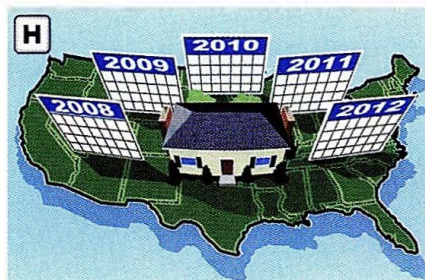


F. be informed

## Citizenship Requirements



G. be 18 or older




H. live in the U.S. for five years




I. take a citizenship test


## Rights




1. peaceful assembly



2. free speech



3. freedom of religion



4. freedom of the press




5. a fair trial

\*Note: All males 18 to 26 who live in the U.S. are required to register with Selective Service.




## An Election




J. run for office

6. candidate



K. campaign

7. rally




L. debate

8. opponent




9. ballot

10. voting booth / polling booth



M. get elected

11. election results



N. serve

12. elected official

### More vocabulary

**political party:** a group of people with the same political goals


**term:** the period of time an elected official serves

### Think about it. Discuss.

1. Should everyone have to vote? Why or why not?
2. Are candidate debates important? Why or why not?
3. Would you prefer to run for city council or mayor? Why?



# The Legal System



A. **arrest** a suspect

1. police officer


2. handcuffs



B. **hire** a lawyer / **hire** an attorney

3. guard


4. defense attorney



C. **appear** in court

5. defendant

6. judge



D. **stand** trial

7. jury

10. prosecuting attorney


12. court reporter

8. courtroom

9. evidence


11. witness

13. bailiff



E. **convict** the defendant

14. verdict\*




F. **sentence** the defendant



G. **go** to jail / **go** to prison

15. convict / prisoner



H. **be** released

\*Note: There are two possible verdicts, "guilty" and "not guilty."

## Look at the pictures.

Describe what happened.



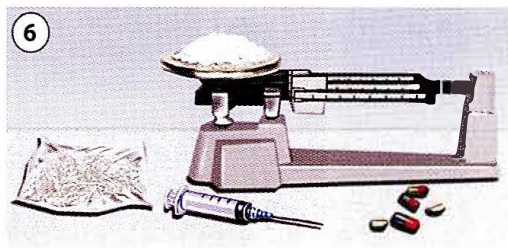


A: The police officer arrested a suspect.

B: He put handcuffs on him.

## Think about it. Discuss.

1. Would you want to serve on a jury? Why or why not?

2. Look at the crimes on page 145. What sentence would you give for each crime? Why?



1. vandalism

2. burglary

3. assault

4. gang violence

5. drunk driving

6. illegal drugs

7. arson

8. shoplifting

9. identity theft

10. victim

11. mugging

12. murder

13. gun

## More vocabulary

commit a crime: to do something illegal

criminal: someone who does something illegal

steal: to take money or things from someone illegally

## Identify the tenants' problem. Brainstorm solutions.

The apartment tenants at 65 Elm Street are upset. There were three burglaries on their block last month. This month there were five burglaries and a mugging!



## Public Safety

A. **Walk** with a friend.



B. **Stay** on well-lit streets.




C. **Conceal** your PIN number.




D. **Protect** your purse or wallet.



E. **Lock** your doors.



F. Don't **open** your door to strangers.




G. Don't **drink** and **drive**.



H. **Shop** on secure websites.



I. **Be** aware of your surroundings.




J. **Report** suspicious packages.



K. **Report** crimes to the police.



L. **Join** a Neighborhood Watch.



### More vocabulary

**sober:** not drunk

**designated drivers:** sober drivers who drive drunk people home safely

### Survey your class. Record the responses.


1. Do you always lock your doors?

2. Do you belong to a Neighborhood Watch?

**Report:** 75% of us always lock our doors.



## Online Dangers for Children



1. cyberbullying



2. online predators



3. inappropriate material

## Ways to Protect Children



A. Turn on parental controls.

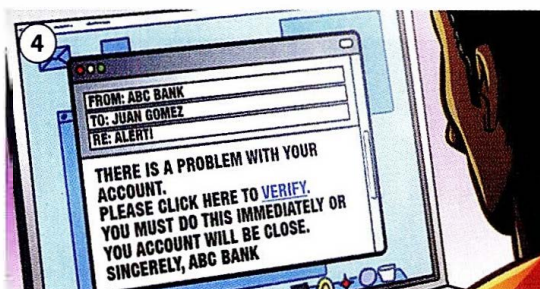


B. Monitor children's Internet use.



C. Block inappropriate sites.

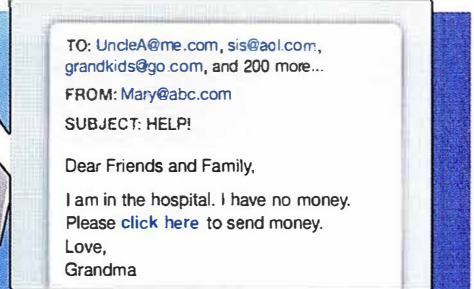
## Internet Crime



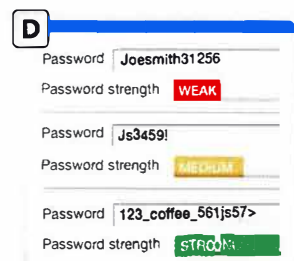
4. phishing



5. hacking



## Safety Solutions



D. Create secure passwords.



E. Update security software.





F. Use encrypted / secure sites.



G. Delete suspicious emails.



## Emergencies and Natural Disasters



1. lost child

2. car accident

3. airplane crash

4. explosion

5. earthquake

6. mudslide

7. forest fire

8. fire

9. firefighter

10. fire truck





### Ways to report an emergency

First, give your name. *My name is Tim Johnson.*  
Then, state the emergency and give the address.  
*There was a car accident at 219 Elm Street.*

### Role play. Call 911.

A: 911 emergency operator.

B: *My name is Lisa Diaz. There is a fire at 323 Oak Street.  
Please hurry!*



11. drought

15. tornado

19. flood

12. famine

16. volcanic eruption

20. search and rescue team

13. blizzard

17. tidal wave / tsunami

14. hurricane

18. avalanche

## Survey your class. Record the responses.

1. Which natural disaster worries you the most?
2. Which natural disaster worries you the least?

Report: Five of us are most worried about earthquakes.

## Think about it. Discuss.

1. What organizations can help you in an emergency?
2. What are some ways to prepare for natural disasters?
3. Where would you go in an emergency?

# Emergency Procedures

## Before an Emergency



A. **Plan** for an emergency.

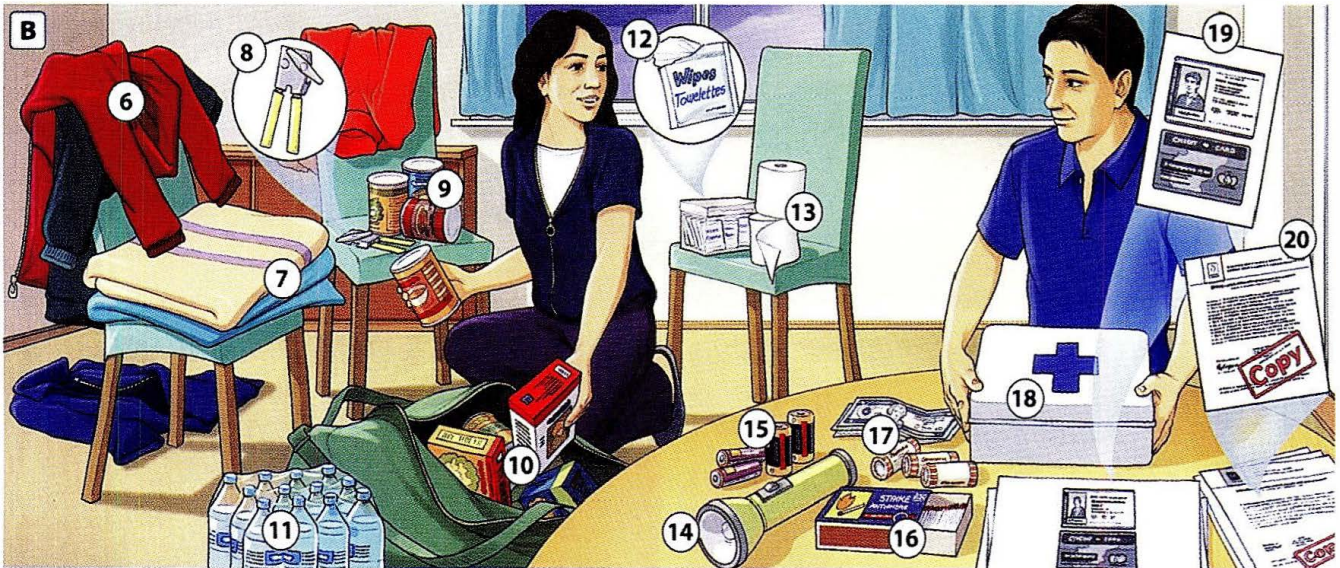
2. out-of-state contact

4. gas shut-off valve

1. meeting place

3. escape route

5. evacuation route



B. **Make** a disaster kit.

10. packaged food

15. batteries

19. copies of ID and credit cards

6. warm clothes

11. bottled water

16. matches

7. blankets

12. moist towelettes

17. cash and coins

20. copies of important papers

8. can opener

13. toilet paper

18. first aid kit

9. canned food

14. flashlight

### Pair practice. Make new conversations.

A: What do we need for our disaster kit?

B: We need blankets and matches.

A: I think we also need batteries.

### Survey your class. Record the responses.


1. Do you have a disaster kit?

2. Do you have an out-of-state contact?

Report: Ten of us have a disaster kit.



## During an Emergency



C. Watch the weather.



D. Pay attention to warnings.




E. Remain calm.



F. Follow directions.



G. Help people with disabilities.



H. Seek shelter.



I. Stay away from windows.



J. Take cover.



K. Evacuate the area.


## After an Emergency



L. Call out-of-state contacts.



M. Clean up debris.



N. Inspect utilities.

### Ways to say you're OK

I'm fine.  
We're OK here.  
Everything's under control.

### Ways to say you need help

We need help.  
Someone is hurt.  
I'm injured. Please get help.

### Role play. Prepare for an emergency.

A: They just issued a hurricane warning.  
B: OK. We need to stay calm and follow directions.  
A: What do we need to do first?

# Community Cleanup



1. graffiti

3. streetlight

5. petition

B. applaud

2. litter

4. hardware store

A. give a speech

C. change



## What do you see in the pictures?

1. What were the problems on Main Street?
2. What was the petition for?
3. Why did the city council applaud?
4. How did the volunteers change the street?



## Read the story.

### Community Cleanup

Marta Lopez has a donut shop on Main Street. One day she looked at her street and was very upset. She saw graffiti on her donut shop and the other stores. Litter was everywhere. All the streetlights were broken. Marta wanted to fix the lights and clean up the street.

Marta started a petition about the streetlights. Five hundred people signed it. Then she gave a speech to the city council. The council members voted to repair the streetlights. Everyone applauded. Marta was happy, but her work wasn't finished.

Next, Marta asked for volunteers to clean up Main Street. The hardware store manager gave the volunteers free paint. Marta gave them free donuts and coffee. The volunteers painted and cleaned. They changed Main Street. Now Main Street is beautiful and Marta is proud.

## Reread the story.

1. Find "repair" in paragraph 2. Find another word for "repair" in the story.

## What do you think?

2. What are the benefits of being a volunteer?
3. What do you think Marta said in her speech? How do you know?



THIRD EDITION


*The Oxford Picture Dictionary* Third Edition provides unparalleled support for vocabulary teaching to meet the needs of today's English language learners.

- Illustrations present over 4,000 English words and phrases within meaningful, real-life contexts.
- Job search, career planning, and digital literacy topics equip students with language for daily life.
- Updated activities prepare students for work, academic study, and citizenship.

## FOR TEACHERS

- **Online Teacher Resource Center** provides access to a variety of classroom materials:

- Lesson Plans
- Classroom Audio Program
- Assessment Program
- Classic Classroom Activities
- Videos
- High-interest articles from Newsela
- Grammar, pronunciation, and multilevel listening worksheets
- Professional development resources



- **Classroom Audio Program** supports pronunciation practice
- **iTools Classroom Presentation Tool** increases classroom engagement

## FOR STUDENTS

- **Workbooks** at three levels reinforce vocabulary learning
- **Bilingual Editions** provide native language support
- **Enhanced e-Book** for class, lab time, or independent learning

SHAPING learning TOGETHER

**OXFORD**  
UNIVERSITY PRESS  
[www.irLanguage.com](http://www.irLanguage.com)  
[www.oup.com/elt](http://www.oup.com/elt)

